

2.3 functions

$$\sqrt[2]{\frac{3y-7}{2}} = (3x^2+1)$$

$$3y-7 = 6x^2+2$$

$$\frac{3y}{3} = \frac{6x^2+9}{3} =$$

$$\boxed{f(x)} = 2x^2+3$$

$$y = 2x^2+3$$

$$f(x) = 2x^2+3$$

$$g(a) = 3a^2 - 2a$$

8

$$\begin{aligned} f(-2) &= (-2)^2 - 3(-2) + 2 \\ &= 4 + 6 + 2 \\ &= 12 \end{aligned}$$

$(-2, 12)$

9

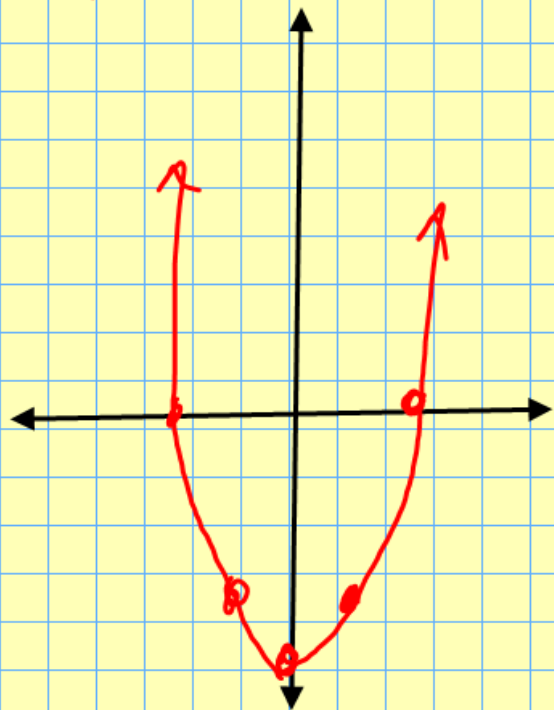
$$g(7) = 25$$

10

$$h(9) = 5$$

1

a) $y = x^2 - 4$



x	y
-1	-3
0	-4
1	-3
2	0

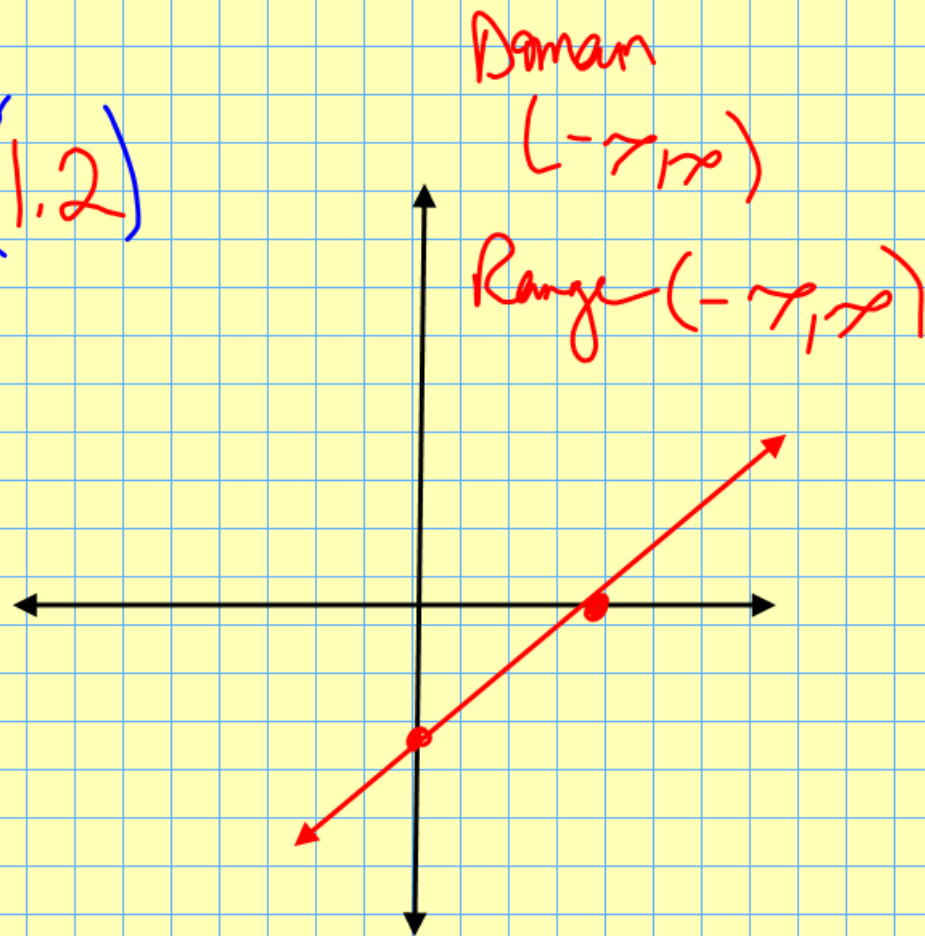
Domain $(-\infty, \infty)$

Range $[-4, \infty)$

$$b) \quad {}^{10}(0.4x - 0.6y) = 1.2$$

$$4x - 6y = 12$$

X	y	
3	0	$4x = 12$
0	-2	$-6y = 12$



Study Plan Practice - Sue Glascoe - Mozilla Firefox

File Edit View History Bookmarks Tools Help

Mesa Community College CourseCompass Pearson eText Study Plan Practice - Sue ... MAT 120 Calendar Spring...

www.mathxl.com/Student/PlayerPractice.aspx?chapterId=4&sid=3

MyMathLab Sue Glascoe

2.3 Function Notation and Applications

Overview

Objective: Graph simple functions by plotting points.

Navigation: 11 12 13 14 15 16 17 18 19 20

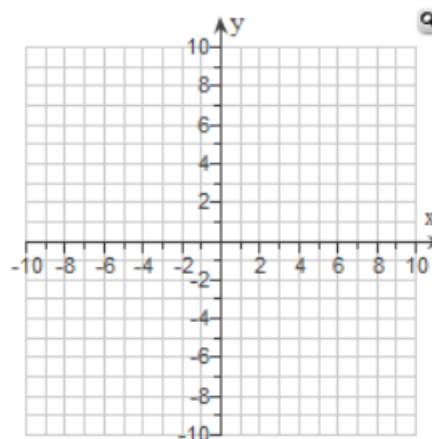
2.3.19

2 correct | 0 of 36 complete

Graph the function $f(x) = 5x - 6$.

Use the graphing tool to graph the function.

Click to enlarge graph



Graphing tool controls: Arrow, Line, Eraser, Lasso, Undo, Redo, Pan, Zoom In, Zoom Out, Delete, ?, Clear

$y = 5x - 6$

x	y
0	-6
2	4

- Help Me Solve This
- View an Example
- Animation
- Textbook
- Calculator
- Ask My Instructor
- Print

To pop up your graph, click the Click to enlarge graph button.

All parts showing

Clear All Check Answer Close

Study Plan Practice - Sue Glascoe - Mozilla Firefox
 File Edit View History Bookmarks Tools Help
 Mesa Community College CourseCompass Pearson eText Study Plan Practice - Sue ... MAT 120 Calendar Spring...
 www.mathxl.com/Student/PlayerPractice.aspx?chapterId=4&sid=3

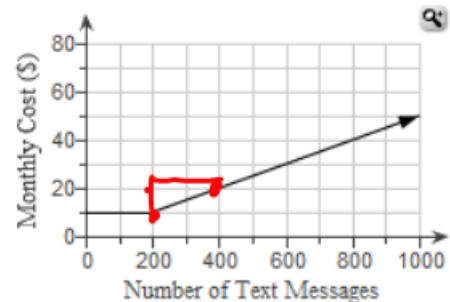
MyMathLab Sue Glascoe
2.3 Function Notation and Applications Overview

Objective: Interpret graphs of functions.

Navigation: 21 22 23 24 25 26 27 28 29 30

2.3.25

The graph of the function shown illustrates a text messaging plan offered by a cell phone company. Use the graph to complete parts (a) through (e) below.



a. Under this plan, what is the monthly cost for the first 200 text messages?

The monthly cost is \$ 10 .

b. After the first 200 text messages, what is the cost per text message under this plan?

The cost per text message is \$. (Type an integer or a decimal.)

$$\frac{\text{Cost}}{\text{message}} = \frac{\$ 10}{200 \text{ mes}}$$

$$m = \$.05/\text{mes}$$

Help Me Solve This
 View an Example
 Video
 Textbook
 Calculator
 Ask My Instructor
 Print

Enter any number or expression in the edit field, then click Check Answer.

4 parts remaining

Clear All Check Answer Close

Study Plan Practice - Sue Glascoe - Mozilla Firefox

File Edit View History Bookmarks Tools Help

Mesa Community College CourseCompass Pearson eText Study Plan Practice - Sue ... MAT 120 Calendar Spring...

www.mathxl.com/Student/PlayerPractice.aspx?chapterId=4&slId=3

MyMathLab Sue Glascoe Overview

2.3 Function Notation and Applications

Objective: Interpret graphs of functions.

2.3.25

3 correct | 1 of 36 complete

The graph of the function shown illustrates a text messaging plan offered by a cell phone company. Use the graph to complete parts (a) through (e) below.

The monthly cost is \$ 20 .

d. What are the feasible domain and the feasible range of this function?

The feasible domain is $[0, \infty)$. (Type your answer in interval notation.)

The feasible range is $[10, \infty)$. (Type your answer in interval notation.)

e. A second text messaging plan offers unlimited texting for \$30 per month. Describe the number of text messages that must be used per month in order to make this second plan a better deal.

To make the second plan a better deal, text messages must be used.

Enter any number or expression in the edit field, then click Check Answer.

All parts showing

Clear All Check Answer Close

Help Me Solve This View an Example Video Textbook Calculator Ask My Instructor Print

Study Plan Practice - Sue Glascoe - Mozilla Firefox

File Edit View History Bookmarks Tools Help

Mesa Community College CourseCompass Pearson eText Study Plan Practice - Sue ... MAT 120 Calendar Spring...

www.mathxl.com/Student/PlayerPractice.aspx?chapterId=4&slId=3

MyMathLab Sue Glascoe Overview

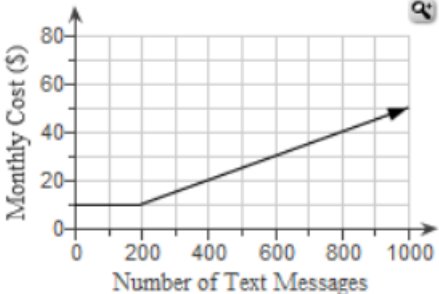
2.3 Function Notation and Applications

Objective: Interpret graphs of functions.

2.3.25

3 correct | 1 of 36 complete

The graph of the function shown illustrates a text messaging plan offered by a cell phone company. Use the graph to complete parts (a) through (e) below.



The monthly cost is \$ 20 .

d. What are the feasible domain and the feasible range of this function?

The feasible domain is $[0, \infty)$. (Type your answer in interval notation.)

The feasible range is $[10, \infty)$. (Type your answer in interval notation.)

e. A second text messaging plan offers unlimited texting for \$30 per month. Describe the number of text messages that must be used per month in order to make this second plan a better deal.

To make the second plan a better deal, text messages must be used.

Enter any number or expression in the edit field, then click Check Answer.

All parts showing

Clear All Check Answer Close

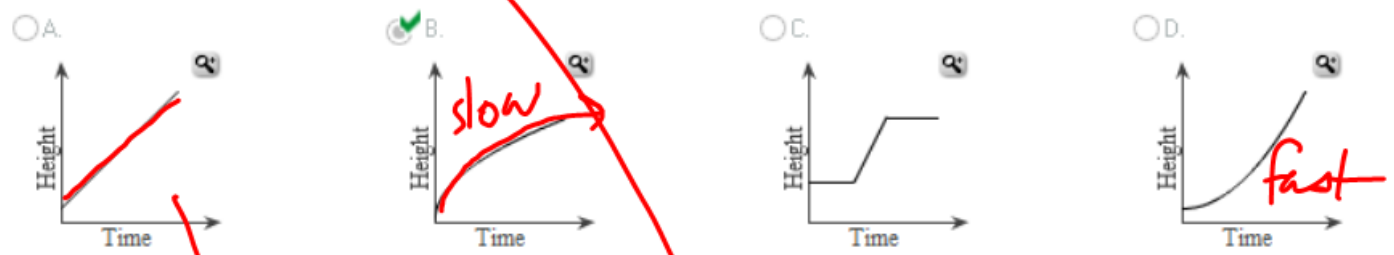
Help Me Solve This View an Example Video Textbook Calculator Ask My Instructor Print

Objective: Interpret graphs of functions.

21 22 23 24 25 26 27 28 29 30 2.3.29
4 correct | 2 of 36 complete

Tyrone fills a round bowl with water at a constant rate. Determine the graph that best represents the height of the water in the bowl as a function of time.

Choose the correct graph below.



- Help Me Solve This
- View an Example
- Textbook
- Calculator
- Ask My Instructor
- Print

Question is complete.

All parts showing

Similar Exercise Close